



BMW Z4 M Roadster, M, Typ E85, 343 PS / 252 kW

BMW Z4 M Coupe, M, Typ E86, 343 PS / 252 kW




Application								
BMW Z4 M-Roadster, M-Coupé Typ M85								5x120
19 Zoll / 19 Inch								
Design	Achse <i>Axle</i>	Größe <i>Size</i>	ET <i>Offset</i>	Reifengröße <i>Tyre size</i>	Distanzscheibenstärke <i>Spacer thickness</i>	Distanzscheiben [siehe unten] <i>Spacer [see below]</i>	Radschrauben <i>Bolts</i>	Auflagen <i>Remarks</i>
Race GTS 2	VA	8,5x19	40	235/35 R19	none		M12x1,5x30	K4a, 47, 48
	HA	9,5x19	40	265/30 R19	10, 15, 20mm	10a, 15a, 20a	M12x1,5x40, -45, -50	K4b, 47, 48
	VA	8,5x19	40	235/35 R19	none		M12x1,5x30	K4a, 47, 48
	HA	9,5x19	40	275/30 R19	10, 15, 20mm	10a, 15a, 20a	M12x1,5x40, -45, -50	K4b, 47, 48
Race GTP	VA	8,5x19	38	235/35 R19	none		M12x1,5x30	K4a, 47, 48
	HA	9,5x19	42	265/30 R19	15, 20mm	15a, 20a	M12x1,5x45, -50	K4b, 47, 48
	VA	8,5x19	38	235/35 R19	none		M12x1,5x30	K4a, 47, 48
	HA	9,5x19	42	275/30 R19	15, 20mm	15a, 20a	M12x1,5x45, -50	K4b, 47, 48
Fascinate	VA	8,5x19	38	235/35 R19	none		M12x1,5x30	K4a, 47, 48
	HA	9,5x19	42	265/30 R19	15, 20mm	15a, 20a	M12x1,5x45, -50	K4b, 47, 48
	VA	8,5x19	38	235/35 R19	none		M12x1,5x30	K4a, 47, 48
	HA	9,5x19	42	275/30 R19	15, 20mm	15a, 20a	M12x1,5x45, -50	K4b, 47, 48
Race LS	VA	8,5x19	42	235/35 R19	none		M12x1,5x30	K4a, 47, 48
	HA	9,5x19	42	265/30 R19	15, 20mm	15a, 20a	M12x1,5x45, -50	K4b, 47, 48
	VA	8,5x19	42	235/35 R19	none		M12x1,5x30	K4a, 47, 48
	HA	9,5x19	42	275/30 R19	15, 20mm	15a, 20a	M12x1,5x45, -50	K4b, 47, 48
Spirit R	VA	8,5x19	42	235/35 R19	none		M12x1,5x30	K4a, 47, 48
	HA	9,5x19	42	265/30 R19	15, 20mm	15a, 20a	M12x1,5x45, -50	K4b, 47, 48
	VA	8,5x19	42	235/35 R19	none		M12x1,5x30	K4a, 47, 48
	HA	9,5x19	42	275/30 R19	15, 20mm	15a, 20a	M12x1,5x45, -50	K4b, 47, 48
Race GTS	VA	8,5x19	30	235/35 R19	none		M12x1,5x30	K4a, 47, 48
	HA	9,5x19	35	265/30 R19	5, 10, 15mm	5', 10a, 15a	M12x1,5x35, -40, -45	K4b, 47, 48
	VA	8,5x19	30	235/35 R19	none		M12x1,5x30	K4a, 47, 48
	HA	9,5x19	35	275/30 R19	5, 10, 15mm	5', 10a, 15a	M12x1,5x35, -40, -45	K4b, 47, 48
Spirit II	VA	8,5x19	35	235/35 R19	none		M12x1,5x30	K4a, 47, 48
	HA	9,5x19	40	265/30 R19	10, 15, 20mm	10a, 15a, 20a	M12x1,5x40, -45, -50	K4b, 47, 48
	VA	8,5x19	35	235/35 R19	none		M12x1,5x30	K4a, 47, 48
	HA	9,5x19	40	275/30 R19	10, 15, 20mm	10a, 15a, 20a	M12x1,5x40, -45, -50	K4b, 47, 48
Race LS 2	VA	8,5x19	35	235/35 R19	none		M12x1,5x30	K4a, 47, 48
	HA	9,5x19	46	265/30 R19	15, 20mm	15a, 20a	M12x1,5x45, -50	K4b, 47, 48
	VA	8,5x19	35	235/35 R19	none		M12x1,5x30	K4a, 47, 48
	HA	9,5x19	46	275/30 R19	15, 20mm	15a, 20a	M12x1,5x45, -50	K4b, 47, 48

**20 Zoll / 20 Inch**

Design	Achse <i>Axle</i>	Größe <i>Size</i>	ET <i>Offset</i>	Reifengröße <i>Tyre size</i>	Distanzscheibenstärke <i>Spacer thickness</i>	Distanzscheiben [siehe unten] <i>Spacer [see below]</i>	Radschrauben <i>Bolts</i>	Auflagen <i>Remarks</i>
Race GTP	VA	8,5x20	35	235/30 R20	none		M12x1,5x30	K4a, 47, 48
	HA	10,0x20	46	275/25 R20	15, 20mm	15a, 20a	M12x1,5x45, -50	K4b, 47, 48
	VA	8,5x20	35	235/30 R20	none		M12x1,5x30	K4a, 47, 48
	HA	10,0x20	46	285/25 R20	15, 20mm	15a, 20a	M12x1,5x45, -50	K4b, R1, 47, 48
	VA	8,5x20	35	235/30 R20	none		M12x1,5x30	K4a, 47, 48
	HA	10,0x20	46	295/25 R20	15mm	15a	M12x1,5x45	K4b, 47, 48
Fascinate	VA	8,5x20	35	235/30 R20	none		M12x1,5x30	K4a, 47, 48
	HA	10,0x20	46	275/25 R20	15, 20mm	15a, 20a	M12x1,5x45, -50	K4b, 47, 48
	VA	8,5x20	35	235/30 R20	none		M12x1,5x30	K4a, 47, 48
	HA	10,0x20	46	285/25 R20	15, 20mm	15a, 20a	M12x1,5x45, -50	K4b, R1, 47, 48
	VA	8,5x20	35	235/30 R20	none		M12x1,5x30	K4a, 47, 48
	HA	10,0x20	46	295/25 R20	15mm	15a	M12x1,5x45	K4b, 47, 48
	VA	8,5x20	35	235/30 R20	none		M12x1,5x30	K4a, 47, 48
	HA	10,0x20	35	275/25 R20	5, 10mm	5', 10a	M12x1,5x35, -40	K4b, 47, 48
	VA	8,5x20	35	235/30 R20	none		M12x1,5x30	K4a, 47, 48
	HA	10,0x20	35	285/25 R20	5, 10mm	5', 10a	M12x1,5x35, -40	K4b, R1, 47, 48
	VA	8,5x20	35	235/30 R20	none		M12x1,5x30	K4a, 47, 48
	HA	10,0x20	35	295/25 R20	5mm	5'	M12x1,5x35	K4b, 47, 48
Race GTS 2	VA	8,5x20	35	235/30 R20	none		M12x1,5x30	K4a, 47, 48
	HA	10,0x20	46	275/25 R20	15, 20mm	15a, 20a	M12x1,5x45, -50	K4b, 47, 48
	VA	8,5x20	35	235/30 R20	none		M12x1,5x30	K4a, 47, 48
	HA	10,0x20	46	285/25 R20	15, 20mm	15a, 20a	M12x1,5x45, -50	K4b, R1, 47, 48
	VA	8,5x20	35	235/30 R20	none		M12x1,5x30	K4a, 47, 48
	HA	10,0x20	46	295/25 R20	15mm	15a	M12x1,5x45	K4b, 47, 48

**20 Zoll / 20 Inch**

Design	Achse <i>Axle</i>	Größe <i>Size</i>	ET <i>Offset</i>	Reifengröße <i>Tyre size</i>	Distanzscheibenstärke <i>Spacer thickness</i>	Distanzscheiben [siehe unten] <i>Spacer [see below]</i>	Radschrauben <i>Bolts</i>	Auflagen <i>Remarks</i>
Spirit R	VA	8,5x20	35	235/30 R20	none		M12x1,5x30	K4a, 47, 48
	HA	10,0x20	46	275/25 R20	15, 20mm	15a, 20a	M12x1,5x45, -50	K4b, 47, 48
	VA	8,5x20	35	235/30 R20	none		M12x1,5x30	K4a, 47, 48
	HA	10,0x20	46	285/25 R20	15, 20mm	15a, 20a	M12x1,5x45, -50	K4b, R1, 47, 48
	VA	8,5x20	35	235/30 R20	none		M12x1,5x30	K4a, 47, 48
	HA	10,0x20	46	295/25 R20	15mm	15a	M12x1,5x45	K4b, 47, 48
Race GTS	VA	8,5x20	35	235/30 R20	none		M12x1,5x30	K4a, 47, 48
	HA	10,0x20	35	275/25 R20	5, 10mm	5', 10a	M12x1,5x35, -40	K4b, 47, 48
	VA	8,5x20	35	235/30 R20	none		M12x1,5x30	K4a, 47, 48
	HA	10,0x20	35	285/25 R20	5, 10mm	5', 10a	M12x1,5x35, -40	K4b, R1, 47, 48
	VA	8,5x20	35	235/30 R20	none		M12x1,5x30	K4a, 47, 48
	HA	10,0x20	35	295/25 R20	5mm	5'	M12x1,5x35	K4b, 47, 48
Race LS	VA	8,5x20	35	235/30 R20	none		M12x1,5x30	K4a, 47, 48
	HA	10,0x20	35	275/25 R20	5, 10mm	5', 10a	M12x1,5x35, -40	K4b, 47, 48
	VA	8,5x20	35	235/30 R20	none		M12x1,5x30	K4a, 47, 48
	HA	10,0x20	35	285/25 R20	5, 10mm	5', 10a	M12x1,5x35, -40	K4b, R1, 47, 48
	VA	8,5x20	35	235/30 R20	none		M12x1,5x30	K4a, 47, 48
	HA	10,0x20	35	295/25 R20	5mm	5'	M12x1,5x35	K4b, 47, 48
Spirit II	VA	8,5x20	35	235/30 R20	none		M12x1,5x30	K4a, 47, 48
	HA	10,0x20	40	275/25 R20	10, 15mm	10a, 15a	M12x1,5x40,-45	K4b, 47, 48
	VA	8,5x20	35	235/30 R20	none		M12x1,5x30	K4a, 47, 48
	HA	10,0x20	40	285/25 R20	10, 15mm	10a, 15a	M12x1,5x40,-45	K4b, R1, 47, 48
	VA	8,5x20	35	235/30 R20	none		M12x1,5x30	K4a, 47, 48
	HA	10,0x20	40	295/25 R20	10mm	10a	M12x1,5x40	K4b, 47, 48
Race LS 2	VA	8,5x20	35	235/30 R20	none		M12x1,5x30	K4a, 47, 48
	HA	10,0x20	38	275/25 R20	10, 15mm	10b, 15b	M12x1,5x40,-45	K4b, 47, 48
	VA	8,5x20	35	235/30 R20	none		M12x1,5x30	K4a, 47, 48
	HA	10,0x20	38	285/25 R20	10, 15mm	10b, 15b	M12x1,5x40,-45	K4b, R1, 47, 48
	VA	8,5x20	35	235/30 R20	none		M12x1,5x30	K4a, 47, 48
	HA	10,0x20	38	295/25 R20	10mm	10b	M12x1,5x40	K4b, 47, 48

<b>Legende / legend</b>	
K4a	An Achse 1 ist eine ausreichende Radabdeckung und Freigang herzustellen. Siehe TÜV Teilegutachten. <i>On axis 1 a sufficient fender clearance needs to be ensured. See TÜV certificate.</i>
K4b	An Achse 2 ist eine ausreichende Radabdeckung und Freigang herzustellen. Siehe TÜV Teilegutachten. <i>On axis 2 a sufficient fender clearance needs to be ensured. See TÜV certificate.</i>
R1	Reifenfreigabe erforderlich <i>Tyre approval required.</i>
47	Genauere Auflagen sind den jeweiligen TÜV Teilegutachten zu entnehmen. <i>Detailed requirements are given in the relevant TÜV certificate.</i>
48	Bei der Verwendung dieser Rad/Reifenkombination ist beim Fall einer Reifenpanne ein Ersatzrad oder Reifenpannen-Set mitzuführen. <i>User instruction: When using this wheel/tire combination it is necessary to provide a spare wheel or a set for tire breakdown for emergency.</i>
<b>Artikelnummer Distanzscheibe / spacer part number</b>	
0	None
0a	None +2ZR
5 <sup>1</sup>	751207250501
5 <sup>4</sup>	751207410504
10	751207411006
15	751207411506
20	751207412006
25	751207412506
5 <sup>1</sup> a	751207250501 +2ZR
5 <sup>4</sup> a	751207410504 +2ZR
10a	751207411006 +2ZR
15a	751207411506 +2ZR
20a	751207412006 +2ZR
25a	751207412506 +2ZR
10b	751207411006 +4ZR
15b	751207411506 +4ZR
20b	751207412006 +4ZR
25b	751207412506 +4ZR
<b>Farblegende / color legend</b>	
	problemlos <i>unproblematically</i>
	laut STVZO problemlos, EU grenzwertig <i>by STVZO unproblematically, EU is uncertain</i>
	evtl mit Karosseriearbeit verbunden <i>related with possible bodywork</i>